


Introductory sub-table (I)(a)

Name of the Company: Authum Investment & Infrastructure Limited			
Scrip Code, Name of the scrip, class of security: 11602, Equity Shares			
Quarter ended: 31.03.2014			
Partly paid-up shares:-	No. of partly paid-up shares	As a % of total no. of partly paid-up shares	As a % of total no. of shares of the company
Held by promoter/promoter group	0	0.00	0.00
Held by public	11528090	100.00	100.00
Total	11528090	100.00	100.00
Outstanding convertible securities:-	No. of outstanding securities	As a % of total no. of outstanding convertible securities	As a % of total no. of shares of the company, assuming full conversion of the convertible securities
Held by promoter/promoter group	0	0.00	0.00
Held by public	0	0.00	0.00
Total	0	0.00	0.00
Warrants:-	No. of warrants	As a % of total no. of warrants	As a % of total no. of shares of the company, assuming full conversion of warrants
Held by promoter/promoter group	0	0.00	0.00
Held by public	0	0.00	0.00
Total	0	0.00	0.00
Total paid-up capital of the company, assuming full conversion of warrants and convertible securities		11528090	




Statement Showing Shareholding Pattern								
Category code	Category of Shareholder	Number of Shareholders	Table (I)(a)		Total shareholding as a percentage of total number of shares		Shares Pledged or otherwise encumbered	
			Total number of shares	Number of shares held in dematerialized form	As a percentage of (A+B) ¹	As a percentage of (A+B+C)	Number of shares	As a percentage
(I)	(II)	(III)	(IV)	(V)	(VI)	(VII)	(VIII)	(IX)= (VIII)/(IV)*100
(A)	Shareholding of Promoter and							
1	Indian							
(a)	Individuals/ Hindu Undivided Family							
		0	0	0	0.00	0.00	0	0.00
(b)	Central Government/ State Government(s)							
		0	0	0	0.00	0.00	0	0.00
(c)	Bodies Corporate							
		0	0	0	0.00	0.00	0	0.00
(d)	Financial Institutions/ Banks							
		0	0	0	0.00	0.00	0	0.00
(e)	Any Others(Specify)							
		0	0	0	0.00	0.00	0	0.00
(e-i)								0.00
(e-ii)								0.00
	Sub Total(A)(1)	0	0	0	0.00	0.00	0	0.00
2	Foreign							
a	Individuals (Non-Residents Individuals/ Foreign Individuals)							
		0	0	0	0.00	0.00	0.00	0.00
b	Bodies Corporate							
		0	0	0	0.00	0.00	0.00	0.00
c	Institutions							
		0	0	0	0.00	0.00	0.00	0.00
d	Qualified Foreign Investor							
		0	0	0	0.00	0.00	0.00	0.00
e	Any Others(Specify)							
		0	0	0	0.00	0.00	0.00	0.00
e-i								0.00
e-ii								


	Sub Total(A)(2)	0	0	0	0.00	0.00	0	0.00	
	Total Shareholding of Promoter and	0	0	0	0.00	0.00	0	0.00	
(B)	Public shareholding								
1	Institutions								
(a)	Mutual Funds/ UTI	0	0	0	0.00	0.00	0.00		
(b)	Financial Institutions / Banks	0	0	0	0.00	0.00	0.00		
(c)	Central Government/ State Government(s)	0	0	0	0.00	0.00	0.00		
(d)	Venture Capital Funds	0	0	0	0.00	0.00	0.00		
(e)	Insurance Companies	0	0	0	0.00	0.00	0.00		
(f)	Foreign Institutional Investors	0	0	0	0.00	0.00	0.00		
(g)	Foreign Venture Capital Investors	0	0	0	0.00	0.00	0.00		
(h)	Qualified Foreign Investor	0	0	0	0.00	0.00	0.00		
(i)	Any Other (specify)	0	0	0	0.00	0.00	0.00		
(i-ii)					0.00	0.00	0.00		
(i-ii)									
	Sub-Total (B)(1)	0	0	0	0.00	0.00	0.00		
B 2	Non-institutions								
(a)	Bodies Corporate	17	5235070	5235070	45.4114	45.4114	0.00		
(b)	Individuals								
I	Individuals -i. Individual shareholders holding nominal share capital up to Rs 1 lakh	488	64553	64553	0.5600	0.5600	0.00		
II	ii. Individual shareholders holding nominal share capital in excess of Rs. 1 lakh.	85	6228467	6228467	54.0286	54.0286	0.00		
(c)	Qualified Foreign Investor	0	0	0	0.00	0.00	0.00		
(d)	Any Other (specify)	0	0	0	0.00	0.00	0.00		
(d-i)									
(d-ii)									
	Sub-Total (B)(2)	590	11528090	11528090	100.00	100.00	0.00		
(B)	Total Public Shareholding (B)= (B)(1)+(B)(2)	590	11528090	11528090	100.00	100.00	0.00		



	TOTAL (A)+(B)	590	11528090	11528090	100.00	100.00	0.00		
(C)	Shares held by Custodians and against which Depository Receipts have been issued								
1	Promoter and Promoter Group	0	0	0	0	0.00	0.00	#DIV/0!	
2	Public	0	0	0	0	0.00	0.00		
	Sub-Total (C)	0	0	0		0.00	0.00		
	GRAND TOTAL (A)+(B)+(C)	590	11528090	11528090		100.00	0	0.00	



Sr.No	Notes
1	
2	
3	
4	
5	
6	
7	
8	
9	



(I)(b) Statement showing holding of securities (including shares, warrants, convertible securities) of persons belonging to the category "Promoter and Promoter Group" N.A.


Sr. No.	Name of the shareholder	Details of Shares held		Encumbered shares (*)			Details of warrants		Details of convertible securities		Total shares (including underlying shares assuming full conversion of warrants and convertible securities) as a % of diluted share capital
		Number of shares held	As a % of grand total (A)+(B)+(C)	No.	As a percentage	As a % of grand total (A)+(B)+(C) of sub-clause (I)(a)	Number of warrants held	As a % total number of warrants of the same class	Number of convertible securities held	As a % total number of convertible securities of the same class	
(I)	(II)	(III)	(IV)	(V)	(VI)=(V)/(III)*100	(VII)	(VIII)	(IX)	(X)	(XI)	(XII)
1		0	0.00	0	0.00	0.00	0	0.00	0	0.00	0
2		0	0.00	0	0.00	0.00	0	0.00	0	0.00	0
3		0	0.00	0	0.00	0.00	0	0.00	0	0.00	0
4		0	0.00	0	0.00	0.00	0	0.00	0	0.00	0
5		0	0.00	0	0.00	0.00	0	0.00	0	0.00	0
6		0	0.00	0	0.00	0.00	0	0.00	0	0.00	0
7		0	0.00	0	0.00	0.00	0	0.00	0	0.00	0
8		0	0.00	0	0.00	0.00	0	0.00	0	0.00	0
9		0	0.00	0	0.00	0.00	0	0.00	0	0.00	0
10		0	0.00	0	0.00	0.00	0	0.00	0	0.00	0
11		0	0.00	0	0.00	0.00	0	0.00	0	0.00	0
TOTAL		0	0.00	0	0.00	0.00	0	0.00	0	0.00	0

(*) The term "encumbrance" has the same meaning as assigned to it in regulation 28(3) of the SAST Regulations, 2011




(I)(c)(i) Statement showing holding of securities (including shares, warrants, convertible securities) of persons belonging to the category "Public" and holding more than 1% of the total number of shares

Sr. No.	Name of the shareholder	Number of shares held	Shares as a percentage of total number of shares {i.e., Grand Total (A)+(B)+(C) indicated in Statement at para (I)(a) above}	Details of warrants		Details of convertible securities		Total shares (including underlying shares assuming full conversion of warrants and convertible securities) as a % of diluted share capital
				Number of warrants held	As a % total number of warrants of the same class	Number of convertible securities held	% w.r.t total number of convertible securities of the same class	
1	Limited	1033200	8.96	0	0.00	0	0.00	8.96
2	Sedum Investments & Finance Private Limited	560000	4.86	0	0.00	0	0.00	4.86
3	Vilars Estates Private Limited	553000	4.80	0	0.00	0	0.00	4.80
4	Midcity Dealers Pvt. Ltd.	538790	4.67	0	0.00	0	0.00	4.67
5	Forever Flourishing Finance & Investments Private Limited	525000	4.55	0	0.00	0	0.00	4.55
6	Lucky commotrade, Private Limited	525000	4.55	0	0.00	0	0.00	4.55
7	Attribute Shares & Securities Private Limited	525000	4.55	0	0.00	0	0.00	4.55
8	Kashish Multi Trade Private Limited	525000	4.55	0	0.00	0	0.00	4.55
9	Bhaskar Mondal	420000	3.64	0	0.00	0	0.00	3.64
10	Vijay Kumar Patodia	371112	3.22	0	0.00	0	0.00	3.22
11	Manju Patodia	357105	3.10	0	0.00	0	0.00	3.10



12	Shyam Sundar Patodia	315000	2.73	0	0.00	0	0.00	2.73
13	Khazana Tradelinks Private Limited	427000	3.70	0	0.00	0	0.00	3.70
14	Protima Mondal Jh-1: Bhaskar Mondal	210000	1.82	0	0.00	0	0.00	1.82
15	Shyam Sundar Patodia	157500	1.37	0	0.00	0	0.00	1.37
16	Naresh Kumar Bhargava	140000	1.21	0	0.00	0	0.00	1.21
17	Vinod Lodha	140000	1.21	0	0.00	0	0.00	1.21
18	Basant Heliwal	122850	1.07	0	0.00	0	0.00	1.07
19	Santosh Kumar Choudhary	118300	1.03	0	0.00	0	0.00	1.03
20	Santosh Kumar Choudhary	117950	1.02	0	0.00	0	0.00	1.02
TOTAL		7681807	66.64	0	0.00	0	0.00	66.64




(I)(c)(ii) Statement showing holding of securities (including shares, warrants, convertible securities) of persons (together with PAC) belonging to the category "Public" and holding more than 5% of the total number of shares of the company

Sr. No.	Name(s) of the shareholder(s) and the Persons Acting in Concert (PAC) with them	Number of shares	Shares as a percentage of total number of shares {i.e., Grand Total (A)+(B)+(C) indicated in Statement at para (I)(a) above}	Details of warrants		Details of convertible securities		Total shares (including underlying shares assuming full conversion of warrants and convertible securities) as a % of diluted share capital
				Number of warrants	As a % total number of warrants of the same class	Number of convertible securities held	% w.r.t total number of convertible securities of the same class	
1	Pagaria Holding Private Limited	1033200	8.96	0	0.00	0	0.00	8.96
TOTAL		1033200	8.96	0	0.00	0	0.00	8.96

(I)(d) Statement showing details of locked-in shares

Sr. No.	Name of the shareholder	Number of locked-in shares	Locked-in shares as a percentage of total number of shares {i.e., Grand Total (A)+(B)+(C) indicated in Statement at para (I)(a) above}
1	NIL	0	0.00
	NIL	NIL	NIL
TOTAL		0	0.00



(II)(a) Statement showing details of Depository Receipts (DRs)

Sr. No.	Type of outstanding DR (ADRs, GDRs, SDRs, etc.)	Number of outstanding DRs	Number of shares underlying outstanding DRs	Shares underlying outstanding DRs as a percentage of total number of shares {i.e., Grand Total (A)+(B)+(C) indicated in Statement at para (I)(a) above}
1				0.00
2				0.00
3				0.00
4				0.00
5	NIL	NIL	NIL	NIL
6				0.00
7				0.00
8				0.00
9				0.00
TOTAL		0	0	0.00



(II)(b) Statement showing holding of Depository Receipts (DRs), where underlying shares held by "promoter/promoter group" are in excess of 1% of the total number of shares

Sr. No.	Name of the DR Holder	Type of outstanding DR (ADRs, GDRs, SDRs, etc.)	Number of shares underlying outstanding DRs	Shares underlying outstanding DRs as a percentage of total number of shares {i.e., Grand Total (A)+(B)+(C) indicated in Statement at para (I)(a) above}
1				0.00
2				0.00
3				0.00
4				0.00
5	NIL	NIL	NIL	NIL
6				0.00
7				0.00
8				0.00
9				0.00
TOTAL			0	0.00

