



Introductory sub-table (I)(a)

Name of the Company: Authum Investment & Infrastructure Limited			
Scrip Code, Name of the scrip, class of security: 11602, Equity Shares			
Quarter ended: 30.06.2012			
Partly paid-up shares:-	No. of partly paid-up shares	As a % of total no. of partly paid-up shares	As a % of total no. of shares of the company
Held by promoter/promoter group	0	0.00	0.00
Held by public	3293740	100.00	100.00
Total	3293740	100.00	100.00
Outstanding convertible securities:-	No. of outstanding securities	As a % of total no. of outstanding convertible securities	As a % of total no. of shares of the company, assuming full conversion of the convertible securities
Held by promoter/promoter group	0	0.00	0.00
Held by public	0	0.00	0.00
Total	0	0.00	0.00
Warrants:-	No. of warrants	As a % of total no. of warrants	As a % of total no. of shares of the company, assuming full conversion of warrants
Held by promoter/promoter group	0	0.00	0.00
Held by public	0	0.00	0.00
Total	0	0.00	0.00
Total paid-up capital of the company, assuming full conversion of warrants and convertible securities		3293740	




Statement Showing Shareholding Pattern								
Category code	Category of Shareholder	Number of Shareholders	Table (I)(a)		Total shareholding as a percentage of total number of shares		Shares Pledged or otherwise encumbered	
			Total number of shares	Number of shares held in dematerialized form	As a percentage of (A+B) ¹	As a percentage of (A+B+C)	Number of shares	As a percentage (IX)= (VIII)/(IV)*100
(I)	(II)	(III)	(IV)	(V)	(VI)	(VII)	(VIII)	(IX)= (VIII)/(IV)*100
(A)	Shareholding of Promoter and							
1	Indian							
(a)	Individuals/ Hindu Undivided Family							
		0	0	0	0.00	0.00	0	0.00
(b)	Central Government/ State Government(s)	0	0	0	0.00	0.00	0	0.00
(c)	Bodies Corporate	0	0	0	0.00	0.00	0	0.00
(d)	Financial Institutions/ Banks	0	0	0	0.00	0.00	0	0.00
(e)	Any Others(Specify)	0	0	0	0.00	0.00	0	0.00
(e-i)								0.00
(e-ii)								0.00
	Sub Total(A)(1)	0	0	0	0.00	0.00	0	0.00
2	Foreign							
a	Individuals (Non-Residents Individuals/ Foreign Individuals)	0	0	0	0.00	0.00	0.00	0.00
b	Bodies Corporate	0	0	0	0.00	0.00	0.00	0.00
c	Institutions	0	0	0	0.00	0.00	0.00	0.00
d	Qualified Foreign Investor	0	0	0	0.00	0.00	0.00	0.00
e	Any Others(Specify)	0	0	0	0.00	0.00	0.00	0.00
e-i								0.00
e-ii								




	Sub Total(A)(2)	0	0	0	0.00	0.00	0	0.00	
	Total Shareholding of Promoter and	0	0	0	0.00	0.00	0	0.00	
(B)	Public shareholding								
1	Institutions								
(a)	Mutual Funds/ UTI	0	0	0	0.00	0.00	0.00		
(b)	Financial Institutions / Banks	0	0	0	0.00	0.00	0.00		
(c)	Central Government/ State Government(s)	0	0	0	0.00	0.00	0.00		
(d)	Venture Capital Funds	0	0	0	0.00	0.00	0.00		
(e)	Insurance Companies	0	0	0	0.00	0.00	0.00		
(f)	Foreign Institutional Investors	0	0	0	0.00	0.00	0.00		
(g)	Foreign Venture Capital Investors	0	0	0	0.00	0.00	0.00		
(h)	Qualified Foreign Investor	0	0	0	0.00	0.00	0.00		
(i)	Any Other (specify)	0	0	0	0.00	0.00	0.00		
(i-ii)					0.00	0.00	0.00		
(i-ii)									
	Sub-Total (B)(1)	0	0	0	0.00	0.00	0.00		
B 2	Non-institutions								
(a)	Bodies Corporate	16	1891290	1891290	57.4207	57.4207	0.00		
(b)	Individuals								
I	Individuals -i. Individual shareholders holding nominal share capital up to Rs 1 lakh	102	328988	328988	9.9883	9.9883	0.00		
II	ii. Individual shareholders holding nominal share capital in excess of Rs. 1 lakh.	28	1073462	1073462	32.5910	32.5910	0.00		
(c)	Qualified Foreign Investor	0	0	0	0.00	0.00	0.00		
(d)	Any Other (specify)	0	0	0	0.00	0.00	0.00		
(d-i)									
(d-ii)									
	Sub-Total (B)(2)	146	3293740	3293740	100.00	100.00	0.00		
(B)	Total Public Shareholding (B)= (B)(1)+(B)(2)	146	3293740	3293740	100.00	100.00	0.00		

	TOTAL (A)+(B)	146	3293740	3293740	100.00	100.00	0.00		
(C)	Shares held by Custodians and against which Depository Receipts have been issued								
1	Promoter and Promoter Group	0	0	0	0	0.00	0.00	#DIV/0!	
2	Public	0	0	0	0	0.00	0.00		
	Sub-Total (C)	0	0	0		0.00	0.00		
	GRAND TOTAL (A)+(B)+(C)	146	3293740	3293740		100.00	0	0.00	



Sr.No	Notes
1	
2	
3	
4	
5	
6	
7	
8	
9	




(I)(b) Statement showing holding of securities (including shares, warrants, convertible securities) of persons belonging to the category "Promoter and Promoter Group" N.A.

Sr.	Name of the	Details of Shares held		Encumbered shares (*)			Details of warrants		Details of convertible securities		Total shares (including underlying shares assuming full conversion of warrants and convertible securities) as a % of diluted share capital
		Number of shares held	As a % of grand total (A) +(B) +(C)	No.	As a percentage	As a % of grand total (A)+(B)+(C) of sub-clause (I)(a)	Number of warrants held	As a % total number of warrants of the same class	Number of convertible securities held	As a % total number of convertible securities of the same class	
No.	shareholder										
(I)	(II)	(III)	(IV)	(V)	(VI)=(V)/(III)*100	(VII)	(VIII)	(IX)	(X)	(XI)	(XII)
1		0	0.00	0	0.00	0.00	0	0.00	0	0.00	0
2		0	0.00	0	0.00	0.00	0	0.00	0	0.00	0
3		0	0.00	0	0.00	0.00	0	0.00	0	0.00	0
4		0	0.00	0	0.00	0.00	0	0.00	0	0.00	0
5		0	0.00	0	0.00	0.00	0	0.00	0	0.00	0
6		0	0.00	0	0.00	0.00	0	0.00	0	0.00	0
7		0	0.00	0	0.00	0.00	0	0.00	0	0.00	0
8		0	0.00	0	0.00	0.00	0	0.00	0	0.00	0
9		0	0.00	0	0.00	0.00	0	0.00	0	0.00	0
10		0	0.00	0	0.00	0.00	0	0.00	0	0.00	0
11		0	0.00	0	0.00	0.00	0	0.00	0	0.00	0
TOTAL		0	0.00	0	0.00	0.00	0	0.00	0	0.00	0

(*) The term "encumbrance" has the same meaning as assigned to it in regulation 28(3) of the SAST Regulations, 2011

(I)(c)(i) Statement showing holding of securities (including shares, warrants, convertible securities) of persons belonging to the category "Public" and holding more than 1% of the total number of shares

Sr. No.	Name of the shareholder	Number of shares held	Shares as a percentage of total number of shares {i.e., Grand Total (A)+(B)+(C) indicated in Statement at para (I)(a) above}	Details of warrants		Details of convertible securities		Total shares (including underlying shares assuming full conversion of warrants and convertible securities) as a % of diluted share capital
				Number of warrants held	As a % total number of warrants of the same class	Number of convertible securities held	% w.r.t total number of convertible securities of the same class	
1	Limited	295200	8.96	0	0.00	0	0.00	8.96
2	Sedum Investments & Finance Private Limited	160000	4.86	0	0.00	0	0.00	4.86
3	Vilars Estates Private Limited	158000	4.80	0	0.00	0	0.00	4.80
4	Sunkissed Agencies Pvt. Ltd.	150000	4.55	0	0.00	0	0.00	4.55
5	ACME Private Limited	254500	7.73	0	0.00	0	0.00	7.73
6	Lucky commotrade Private Limited	150000	4.55	0	0.00	0	0.00	4.55
7	Jalsagar Commodeal Private Limited	150000	4.55	0	0.00	0	0.00	4.55
8	Kejriwal Finvest Private Limited	150000	4.55	0	0.00	0	0.00	4.55
9	Nusarwar Merchants Private Limited	150000	4.55	0	0.00	0	0.00	4.55
10	Khazana Tradelinks Private Limited	122000	3.70	0	0.00	0	0.00	3.70




11	Shri Mahasati Investments Ltd.	89440	2.72	0	0.00	0	0.00	2.72
12	Bhaskar Mondal	120000	3.64	0	0.00	0	0.00	3.64
13	Vijay Kumar Patodia	106031	3.22	0	0.00	0	0.00	3.22
14	Manju Patodia	102031	3.10	0	0.00	0	0.00	3.10
15	Shyam Sundar Patodia	90000	2.73	0	0.00	0	0.00	2.73
16	Protima Mondal Jh-1: Bhaskar Mondal	60000	1.82	0	0.00	0	0.00	1.82
17	Shyam Sundar Patodia	45000	1.37	0	0.00	0	0.00	1.37
18	Naresh Kumar Bhargava	40000	1.21	0	0.00	0	0.00	1.21
19	Vinod Lodha	40000	1.21	0	0.00	0	0.00	1.21
20	Basant Heliwal	35100	1.07	0	0.00	0	0.00	1.07
21	Santosh Kumar Choudhary	33800	1.03	0	0.00	0	0.00	1.03
22	Santosh Kumar Choudhary	33700	1.02	0	0.00	0	0.00	1.02
TOTAL		2534802	76.96	0	0.00	0	0.00	76.96




(I)(c)(ii) Statement showing holding of securities (including shares, warrants, convertible securities) of persons (together with PAC) belonging to the category "Public" and holding more than 5% of the total number of shares of the company

Sr. No.	Name(s) of the shareholder(s) and the Persons Acting in Concert (PAC) with them	Number of shares	Shares as a percentage of total number of shares {i.e., Grand Total (A)+(B)+(C) indicated in Statement at para (I)(a) above}	Details of warrants		Details of convertible securities		Total shares (including underlying shares assuming full conversion of warrants and convertible securities) as a % of diluted share capital
				Number of warrants	As a % total number of warrants of the same class	Number of convertible securities held	% w.r.t total number of convertible securities of the same class	
1	Pagaria Holding Private Limited	295200	8.96	0	0.00	0	0.00	8.96
TOTAL		295200	8.96	0	0.00	0	0.00	8.96



(I)(d) Statement showing details of locked-in shares

Sr. No.	Name of the shareholder	Number of locked-in shares	Locked-in shares as a percentage of total number of shares {i.e., Grand Total (A)+(B)+(C) indicated in Statement at para (I)(a) above}
1	NIL	0	0.00
	NIL	NIL	NIL
TOTAL		0	0.00



(II)(a) Statement showing details of Depository Receipts (DRs)

Sr. No.	Type of outstanding DR (ADRs, GDRs, SDRs, etc.)	Number of outstanding DRs	Number of shares underlying outstanding DRs	Shares underlying outstanding DRs as a percentage of total number of shares {i.e., Grand Total (A)+(B)+(C) indicated in Statement at para (I)(a) above}
1				0.00
2				0.00
3				0.00
4				0.00
5	NIL	NIL	NIL	NIL
6				0.00
7				0.00
8				0.00
9				0.00
TOTAL		0	0	0.00



(II)(b) Statement showing holding of Depository Receipts (DRs), where underlying shares held by "promoter/promoter group" are in excess of 1% of the total number of shares

Sr. No.	Name of the DR Holder	Type of outstanding DR (ADRs, GDRs, SDRs, etc.)	Number of shares underlying outstanding DRs	Shares underlying outstanding DRs as a percentage of total number of shares {i.e., Grand Total (A)+(B)+(C) indicated in Statement at para (I)(a) above}
1				0.00
2				0.00
3				0.00
4				0.00
5	NIL	NIL	NIL	NIL
6				0.00
7				0.00
8				0.00
9				0.00
TOTAL			0	0.00

