



**Introductory sub-table (I)(a)**


|  |                                      |  |   |
|--|--------------------------------------|--|---|
| <b>Name of the Company:</b> Authum Investment & Infrastructure Limited                                       |                                      |  |   |
| <b>Scrip Code, Name of the scrip, class of security:</b> 11602, Equity Shares                                |                                      |  |   |
| <b>Quarter ended:</b> 31.03.2012   |                                      |  |   |
| <b>Partly paid-up shares:-</b>   | <b>No. of partly paid-up shares</b>  | <b>As a % of total no. of partly paid-up shares</b>              | <b>As a % of total no. of shares of the company</b>   |
| Held by promoter/promoter group  | 0                                    | 0.00   | 0.00  |
| Held by public   | 3293740                              | 100.00   | 100.00  |
| <b>Total</b>   | <b>3293740</b>                       | <b>100.00</b>  | <b>100.00</b>   |
| <b>Outstanding convertible securities:-</b>  | <b>No. of outstanding securities</b> | <b>As a % of total no. of outstanding convertible securities</b> | <b>As a % of total no. of shares of the company, assuming full conversion of the convertible securities</b> |
| Held by promoter/promoter group  | 0                                    | 0.00   | 0.00  |
| Held by public   | 0                                    | 0.00   | 0.00  |
| <b>Total</b>   | <b>0</b>                             | <b>0.00</b>  | <b>0.00</b>   |
| <b>Warrants:-</b>  | <b>No. of warrants</b>               | <b>As a % of total no. of warrants</b>                           | <b>As a % of total no. of shares of the company, assuming full conversion of warrants</b>                   |
| Held by promoter/promoter group  | 0                                    | 0.00   | 0.00  |
| Held by public   | 0                                    | 0.00   | 0.00  |
| <b>Total</b>   | <b>0</b>                             | <b>0.00</b>  | <b>0.00</b>   |
| <b>Total paid-up capital of the company, assuming full conversion of warrants and convertible securities</b> |                                      | <b>3293740</b>   |   |




| Statement Showing Shareholding Pattern |  |                        |                        |  |  |                            |  |                       |  |
|--|--|------------------------|------------------------|--|--|----------------------------|--|-----------------------|--|
| Category code                          | Category of Shareholder                                      | Number of Shareholders | Table (I)(a)           |  | Total shareholding as a percentage of total number of shares |                            | Shares Pledged or otherwise encumbered |                       |  |
|  |  |                        | Total number of shares | Number of shares held in dematerialized form | As a percentage of (A+B) <sup>1</sup>                        | As a percentage of (A+B+C) | Number of shares                       | As a percentage       |  |
| (I)                                    | (II)   | (III)                  | (IV)                   | (V)  | (VI)   | (VII)                      | (VIII)                                 | (IX)= (VIII)/(IV)*100 |  |
| <b>(A)</b>                             | <b>Shareholding of Promoter and</b>                          |                        |                        |  |  |                            |  |                       |  |
| <b>1</b>                               | <b>Indian</b>  |                        |                        |  |  |                            |  |                       |  |
| (a)                                    | Individuals/ Hindu Undivided Family                          |                        |                        |  |  |                            |  |                       |  |
|  |  | 0                      | 0                      | 0  | 0.00   | 0.00                       | 0                                      | 0.00                  |  |
| (b)                                    | Central Government/ State Government(s)                      | 0                      | 0                      | 0  | 0.00   | 0.00                       | 0                                      | 0.00                  |  |
| (c)                                    | Bodies Corporate   | 0                      | 0                      | 0  | 0.00   | 0.00                       | 0                                      | 0.00                  |  |
| (d)                                    | Financial Institutions/ Banks                                | 0                      | 0                      | 0  | 0.00   | 0.00                       | 0                                      | 0.00                  |  |
| (e)                                    | Any Others(Specify)  | 0                      | 0                      | 0  | 0.00   | 0.00                       | 0                                      | 0.00                  |  |
| (e-i)                                  |  |                        |                        |  |  |                            |  | 0.00                  |  |
| (e-ii)                                 |  |                        |                        |  |  |                            |  | 0.00                  |  |
|  |  |                        |                        |  |  |                            |  |                       |  |
|  |  |                        |                        |  |  |                            |  |                       |  |
|  | <b>Sub Total(A)(1)</b>                                       | <b>0</b>               | <b>0</b>               | <b>0</b>                                     | <b>0.00</b>  | <b>0.00</b>                | <b>0</b>                               | <b>0.00</b>           |  |
|  |  |                        |                        |  |  |                            |  |                       |  |
| <b>2</b>                               | <b>Foreign</b>   |                        |                        |  |  |                            |  |                       |  |
| a                                      | Individuals (Non-Residents Individuals/ Foreign Individuals) | 0                      | 0                      | 0  | 0.00   | 0.00                       | 0.00                                   | 0.00                  |  |
| b                                      | Bodies Corporate   | 0                      | 0                      | 0  | 0.00   | 0.00                       | 0.00                                   | 0.00                  |  |
| c                                      | Institutions   | 0                      | 0                      | 0  | 0.00   | 0.00                       | 0.00                                   | 0.00                  |  |
| d                                      | Qualified Foreign Investor                                   | 0                      | 0                      | 0  | 0.00   | 0.00                       | 0.00                                   | 0.00                  |  |
| e                                      | Any Others(Specify)  | 0                      | 0                      | 0  | 0.00   | 0.00                       | 0.00                                   | 0.00                  |  |
| e-i                                    |  |                        |                        |  |  |                            |  | 0.00                  |  |
| e-ii                                   |  |                        |                        |  |  |                            |  |                       |  |
|  |  |                        |                        |  |  |                            |  |                       |  |




| Statement Showing Shareholding Pattern |  |                        |                        |  |  |                            |  |  |
|--|--|------------------------|------------------------|--|--|----------------------------|--|--|
| Category code                          | Category of Shareholder                                      | Number of Shareholders | Table (I)(a)           |  | Total shareholding as a percentage of total number of shares |                            | Shares Pledged or otherwise encumbered |  |
|  |  |                        | Total number of shares | Number of shares held in dematerialized form | As a percentage of (A+B) <sup>1</sup>                        | As a percentage of (A+B+C) | Number of shares                       | As a percentage (IX) = (VIII)/(IV)*100 |
| (I)                                    | (II)   | (III)                  | (IV)                   | (V)  | (VI)   | (VII)                      | (VIII)                                 | (IX) = (VIII)/(IV)*100                 |
| <b>(A)</b>                             | <b>Shareholding of Promoter and</b>                          |                        |                        |  |  |                            |  |  |
| <b>1</b>                               | <b>Indian</b>  |                        |                        |  |  |                            |  |  |
| (a)                                    | Individuals/ Hindu Undivided Family                          |                        |                        |  |  |                            |  |  |
|  |  | 0                      | 0                      | 0  | 0.00   | 0.00                       | 0                                      | 0.00                                   |
| (b)                                    | Central Government/ State Government(s)                      | 0                      | 0                      | 0  | 0.00   | 0.00                       | 0                                      | 0.00                                   |
| (c)                                    | Bodies Corporate   | 0                      | 0                      | 0  | 0.00   | 0.00                       | 0                                      | 0.00                                   |
| (d)                                    | Financial Institutions/ Banks                                | 0                      | 0                      | 0  | 0.00   | 0.00                       | 0                                      | 0.00                                   |
| (e)                                    | Any Others(Specify)  | 0                      | 0                      | 0  | 0.00   | 0.00                       | 0                                      | 0.00                                   |
| (e-i)                                  |  |                        |                        |  |  |                            |  | 0.00                                   |
| (e-ii)                                 |  |                        |                        |  |  |                            |  | 0.00                                   |
|  |  |                        |                        |  |  |                            |  |  |
|  | <b>Sub Total(A)(1)</b>                                       | <b>0</b>               | <b>0</b>               | <b>0</b>                                     | <b>0.00</b>  | <b>0.00</b>                | <b>0</b>                               | <b>0.00</b>                            |
|  |  |                        |                        |  |  |                            |  |  |
| <b>2</b>                               | <b>Foreign</b>   |                        |                        |  |  |                            |  |  |
| a                                      | Individuals (Non-Residents Individuals/ Foreign Individuals) | 0                      | 0                      | 0  | 0.00   | 0.00                       | 0.00                                   | 0.00                                   |
| b                                      | Bodies Corporate   | 0                      | 0                      | 0  | 0.00   | 0.00                       | 0.00                                   | 0.00                                   |
| c                                      | Institutions   | 0                      | 0                      | 0  | 0.00   | 0.00                       | 0.00                                   | 0.00                                   |
| d                                      | Qualified Foreign Investor                                   | 0                      | 0                      | 0  | 0.00   | 0.00                       | 0.00                                   | 0.00                                   |
| e                                      | Any Others(Specify)  | 0                      | 0                      | 0  | 0.00   | 0.00                       | 0.00                                   | 0.00                                   |
| e-i                                    |  |                        |                        |  |  |                            |  | 0.00                                   |
| e-ii                                   |  |                        |                        |  |  |                            |  |  |
|  |  |                        |                        |  |  |                            |  |  |




|        |   |     |         |         |         |         |      |      |  |
|--------|---|-----|---------|---------|---------|---------|------|------|--|
|        | Sub Total(A)(2)   | 0   | 0       | 0       | 0.00    | 0.00    | 0    | 0.00 |  |
|        |   |     |         |         |         |         |      |      |  |
|        | Total Shareholding of Promoter and  | 0   | 0       | 0       | 0.00    | 0.00    | 0    | 0.00 |  |
|        |   |     |         |         |         |         |      |      |  |
| (B)    | Public shareholding   |     |         |         |         |         |      |      |  |
| 1      | Institutions  |     |         |         |         |         |      |      |  |
| (a)    | Mutual Funds/ UTI   | 0   | 0       | 0       | 0.00    | 0.00    | 0.00 |      |  |
| (b)    | Financial Institutions / Banks  | 0   | 0       | 0       | 0.00    | 0.00    | 0.00 |      |  |
| (c)    | Central Government/ State Government(s)   | 0   | 0       | 0       | 0.00    | 0.00    | 0.00 |      |  |
| (d)    | Venture Capital Funds   | 0   | 0       | 0       | 0.00    | 0.00    | 0.00 |      |  |
| (e)    | Insurance Companies   | 0   | 0       | 0       | 0.00    | 0.00    | 0.00 |      |  |
| (f)    | Foreign Institutional Investors   | 0   | 0       | 0       | 0.00    | 0.00    | 0.00 |      |  |
| (g)    | Foreign Venture Capital Investors   | 0   | 0       | 0       | 0.00    | 0.00    | 0.00 |      |  |
| (h)    | Qualified Foreign Investor  | 0   | 0       | 0       | 0.00    | 0.00    | 0.00 |      |  |
| (i)    | Any Other (specify)   | 0   | 0       | 0       | 0.00    | 0.00    | 0.00 |      |  |
| (i-ii) |   |     |         |         | 0.00    | 0.00    | 0.00 |      |  |
| (i-ii) |   |     |         |         |         |         |      |      |  |
|        |   |     |         |         |         |         |      |      |  |
|        | Sub-Total (B)(1)  | 0   | 0       | 0       | 0.00    | 0.00    | 0.00 |      |  |
|        |   |     |         |         |         |         |      |      |  |
| B 2    | Non-institutions  |     |         |         |         |         |      |      |  |
| (a)    | Bodies Corporate  | 16  | 1886290 | 1886290 | 57.2689 | 57.2689 | 0.00 |      |  |
| (b)    | Individuals   |     |         |         |         |         |      |      |  |
| I      | Individuals -i. Individual shareholders holding nominal share capital up to Rs 1 lakh | 103 | 333988  | 333988  | 10.1401 | 10.1401 | 0.00 |      |  |
| II     | ii. Individual shareholders holding nominal share capital in excess of Rs. 1 lakh.    | 28  | 1073462 | 1073462 | 32.5910 | 32.5910 | 0.00 |      |  |
| (c)    | Qualified Foreign Investor  | 0   | 0       | 0       | 0.00    | 0.00    | 0.00 |      |  |
| (d)    | Any Other (specify)   | 0   | 0       | 0       | 0.00    | 0.00    | 0.00 |      |  |
| (d-i)  |   |     |         |         |         |         |      |      |  |
| (d-ii) |   |     |         |         |         |         |      |      |  |
|        |   |     |         |         |         |         |      |      |  |
|        | Sub-Total (B)(2)  | 147 | 3293740 | 3293740 | 100.00  | 100.00  | 0.00 |      |  |
|        |   |     |         |         |         |         |      |      |  |
| (B)    | Total Public Shareholding (B)=<br>(B)(1)+(B)(2)                                       | 147 | 3293740 | 3293740 | 100.00  | 100.00  | 0.00 |      |  |
|        |   |     |         |         |         |         |      |      |  |



|     |   |            |                |                |               |               |             |             |  |
|-----|---|------------|----------------|----------------|---------------|---------------|-------------|-------------|--|
|     | <b>TOTAL (A)+(B)</b>  | <b>147</b> | <b>3293740</b> | <b>3293740</b> | <b>100.00</b> | <b>100.00</b> | <b>0.00</b> |             |  |
|     |   |            |                |                |               |               |             |             |  |
| (C) | <b>Shares held by Custodians and against which Depository Receipts have been issued</b> |            |                |                |               |               |             |             |  |
| 1   | Promoter and Promoter Group   | 0          | 0              | 0              | 0             | 0.00          | 0.00        | #DIV/0!     |  |
| 2   | Public  | 0          | 0              | 0              | 0             | 0.00          | 0.00        |             |  |
|     | <b>Sub-Total (C )</b>   | <b>0</b>   | <b>0</b>       | <b>0</b>       |               | <b>0.00</b>   | <b>0.00</b> |             |  |
|     |   |            |                |                |               |               |             |             |  |
|     | <b>GRAND TOTAL (A)+(B)+(C)</b>  | <b>147</b> | <b>3293740</b> | <b>3293740</b> |               | <b>100.00</b> | <b>0</b>    | <b>0.00</b> |  |




| Sr.No | Notes |
|-------|-------|
| 1     |       |
| 2     |       |
| 3     |       |
| 4     |       |
| 5     |       |
| 6     |       |
| 7     |       |
| 8     |       |
| 9     |       |



**(I)(b) Statement showing holding of securities (including shares, warrants, convertible securities) of persons belonging to the category "Promoter and Promoter Group" N.A.**


| Sr.   | Name of the | Details of Shares held |                                       | Encumbered shares (*) |                    |   | Details of warrants     |   | Details of convertible securities     |   | Total shares (including underlying shares assuming full conversion of warrants and convertible securities) as a % of diluted share capital |   |
|-------|-------------|------------------------|---------------------------------------|-----------------------|--------------------|---|-------------------------|---|---------------------------------------|---|--|---|
|       |             | Number of shares held  | As a % of grand total (A) +(B) +( C ) | No.                   | As a percentage    | As a % of grand total (A)+(B)+(C) of sub-clause (I)(a ) | Number of warrants held | As a % total number of warrants of the same class | Number of convertible securities held | As a % total number of convertible securities of the same class |  |   |
| No.   | shareholder |                        |                                       |                       |                    |   |                         |   |                                       |   |  |   |
| (I)   | (II)        | (III)                  | (IV)                                  | (V)                   | (VI)=(V)/(III)*100 | (VII)   | (VIII)                  | (IX)  | (X)                                   | (XI)  | (XII)  |   |
| 1     |             | 0                      | 0.00                                  | 0                     | 0.00               | 0.00  | 0                       | 0.00  | 0                                     | 0.00  | 0  | 0 |
| 2     |             | 0                      | 0.00                                  | 0                     | 0.00               | 0.00  | 0                       | 0.00  | 0                                     | 0.00  | 0  | 0 |
| 3     |             | 0                      | 0.00                                  | 0                     | 0.00               | 0.00  | 0                       | 0.00  | 0                                     | 0.00  | 0  | 0 |
| 4     |             | 0                      | 0.00                                  | 0                     | 0.00               | 0.00  | 0                       | 0.00  | 0                                     | 0.00  | 0  | 0 |
| 5     |             | 0                      | 0.00                                  | 0                     | 0.00               | 0.00  | 0                       | 0.00  | 0                                     | 0.00  | 0  | 0 |
| 6     |             | 0                      | 0.00                                  | 0                     | 0.00               | 0.00  | 0                       | 0.00  | 0                                     | 0.00  | 0  | 0 |
| 7     |             | 0                      | 0.00                                  | 0                     | 0.00               | 0.00  | 0                       | 0.00  | 0                                     | 0.00  | 0  | 0 |
| 8     |             | 0                      | 0.00                                  | 0                     | 0.00               | 0.00  | 0                       | 0.00  | 0                                     | 0.00  | 0  | 0 |
| 9     |             | 0                      | 0.00                                  | 0                     | 0.00               | 0.00  | 0                       | 0.00  | 0                                     | 0.00  | 0  | 0 |
| 10    |             | 0                      | 0.00                                  | 0                     | 0.00               | 0.00  | 0                       | 0.00  | 0                                     | 0.00  | 0  | 0 |
| 11    |             | 0                      | 0.00                                  | 0                     | 0.00               | 0.00  | 0                       | 0.00  | 0                                     | 0.00  | 0  | 0 |
|       |             |                        |                                       |                       |                    |   |                         |   |                                       |   |  |   |
| TOTAL |             | 0                      | 0.00                                  | 0                     | 0.00               | 0.00  | 0                       | 0.00  | 0                                     | 0.00  | 0  | 0 |

(\*) The term "encumbrance" has the same meaning as assigned to it in regulation 28(3) of the SAST Regulations, 2011




**(I)(c)(i) Statement showing holding of securities (including shares, warrants, convertible securities) of persons belonging to the category "Public" and holding more than 1% of the total number of shares**

| Sr. No. | Name of the shareholder                     | Number of shares held | Shares as a percentage of total number of shares {i.e., Grand Total (A)+(B)+(C) indicated in Statement at para (I)(a) above} | Details of warrants     |   | Details of convertible securities     |  | Total shares (including underlying shares assuming full conversion of warrants and convertible securities) as a % of diluted share capital |
|---------|---|-----------------------|--|-------------------------|---|---------------------------------------|--|--|
|         |   |                       |  | Number of warrants held | As a % total number of warrants of the same class | Number of convertible securities held | % w.r.t total number of convertible securities of the same class |  |
| 1       | Limited                                     | 295200                | 8.96   | 0                       | 0.00  | 0                                     | 0.00   | 8.96   |
| 2       | Sedum Investments & Finance Private Limited | 160000                | 4.86   | 0                       | 0.00  | 0                                     | 0.00   | 4.86   |
| 3       | Vilars Estates Private Limited              | 158000                | 4.80   | 0                       | 0.00  | 0                                     | 0.00   | 4.80   |
| 4       | Sunkissed Agencies Pvt. Ltd.                | 150000                | 4.55   | 0                       | 0.00  | 0                                     | 0.00   | 4.55   |
| 5       | ACME Private Limited                        | 254500                | 7.73   | 0                       | 0.00  | 0                                     | 0.00   | 7.73   |
| 6       | Lucky commotrade Private Limited            | 150000                | 4.55   | 0                       | 0.00  | 0                                     | 0.00   | 4.55   |
| 7       | Jalsagar Commodeal Private Limited          | 150000                | 4.55   | 0                       | 0.00  | 0                                     | 0.00   | 4.55   |
| 8       | Kejriwal Finvest Private Limited            | 150000                | 4.55   | 0                       | 0.00  | 0                                     | 0.00   | 4.55   |
| 9       | Nusarwar Merchants Private Limited          | 150000                | 4.55   | 0                       | 0.00  | 0                                     | 0.00   | 4.55   |
| 10      | Khazana Tradelinks Private Limited          | 122000                | 3.70   | 0                       | 0.00  | 0                                     | 0.00   | 3.70   |






|              |                                     |                |              |          |             |          |             |              |
|--------------|-------------------------------------|----------------|--------------|----------|-------------|----------|-------------|--------------|
| 11           | Shri Mahasati Investments Ltd.      | 84440          | 2.56         | 0        | 0.00        | 0        | 0.00        | 2.56         |
| 12           | Bhaskar Mondal                      | 120000         | 3.64         | 0        | 0.00        | 0        | 0.00        | 3.64         |
| 13           | Vijay Kumar Patodia                 | 106031         | 3.22         | 0        | 0.00        | 0        | 0.00        | 3.22         |
| 14           | Manju Patodia                       | 102031         | 3.10         | 0        | 0.00        | 0        | 0.00        | 3.10         |
| 15           | Shyam Sundar Patodia                | 90000          | 2.73         | 0        | 0.00        | 0        | 0.00        | 2.73         |
| 16           | Protima Mondal Jh-1: Bhaskar Mondal | 60000          | 1.82         | 0        | 0.00        | 0        | 0.00        | 1.82         |
| 17           | Shyam Sundar Patodia                | 45000          | 1.37         | 0        | 0.00        | 0        | 0.00        | 1.37         |
| 18           | Naresh Kumar Bhargava               | 40000          | 1.21         | 0        | 0.00        | 0        | 0.00        | 1.21         |
| 19           | Vinod Lodha                         | 40000          | 1.21         | 0        | 0.00        | 0        | 0.00        | 1.21         |
| 20           | Basant Heliwal                      | 35100          | 1.07         | 0        | 0.00        | 0        | 0.00        | 1.07         |
| 21           | Santosh Kumar Choudhary             | 33800          | 1.03         | 0        | 0.00        | 0        | 0.00        | 1.03         |
| 22           | Santosh Kumar Choudhary             | 33700          | 1.02         | 0        | 0.00        | 0        | 0.00        | 1.02         |
| <b>TOTAL</b> |                                     | <b>2529802</b> | <b>76.81</b> | <b>0</b> | <b>0.00</b> | <b>0</b> | <b>0.00</b> | <b>76.81</b> |




**(I)(c)(ii) Statement showing holding of securities (including shares, warrants, convertible securities) of persons (together with PAC) belonging to the category "Public" and holding more than 5% of the total number of shares of the company**

| Sr. No.      | Name(s) of the shareholder(s) and the Persons Acting in Concert (PAC) with them | Number of shares | Shares as a percentage of total number of shares {i.e., Grand Total (A)+(B)+(C) indicated in Statement at para (I)(a) above} | Details of warrants |   | Details of convertible securities     |  | Total shares (including underlying shares assuming full conversion of warrants and convertible securities) as a % of diluted share capital |
|--------------|---|------------------|--|---------------------|---|---------------------------------------|--|--|
|              |   |                  |  | Number of warrants  | As a % total number of warrants of the same class | Number of convertible securities held | % w.r.t total number of convertible securities of the same class |  |
| 1            | Pagaria Holding Private Limited   | 295200           | 8.96   | 0                   | 0.00  | 0                                     | 0.00   | 8.96   |
|              |   |                  |  |                     |   |                                       |  |  |
|              |   |                  |  |                     |   |                                       |  |  |
| <b>TOTAL</b> |   | <b>295200</b>    | <b>8.96</b>  | <b>0</b>            | <b>0.00</b>                                       | <b>0</b>                              | <b>0.00</b>  | <b>8.96</b>  |



(I)(d) Statement showing details of locked-in shares

| Sr. No. | Name of the shareholder | Number of locked-in shares | Locked-in shares as a percentage of total number of shares {i.e., Grand Total (A)+(B)+(C) indicated in Statement at para (I)(a) above} |
|---------|-------------------------|----------------------------|--|
| 1       | NIL                     | 0                          | 0.00   |
|         | NIL                     | NIL                        | NIL  |
| TOTAL   |                         | 0                          | 0.00   |



(II)(a) Statement showing details of Depository Receipts (DRs)

| Sr. No. | Type of outstanding DR<br>(ADRs, GDRs, SDRs, etc.) | Number of outstanding<br>DRs | Number of shares<br>underlying outstanding DRs | Shares underlying outstanding DRs as a<br>percentage of total number of shares<br>{i.e., Grand Total (A)+(B)+(C) indicated<br>in Statement at para (I)(a) above} |
|---------|--|------------------------------|--|--|
| 1       |  |                              |  | 0.00   |
| 2       |  |                              |  | 0.00   |
| 3       |  |                              |  | 0.00   |
| 4       |  |                              |  | 0.00   |
| 5       | NIL  | NIL                          | NIL  | NIL  |
| 6       |  |                              |  | 0.00   |
| 7       |  |                              |  | 0.00   |
| 8       |  |                              |  | 0.00   |
| 9       |  |                              |  | 0.00   |
|         |  |                              |  |  |
|         |  |                              |  |  |
| TOTAL   |  | 0                            | 0  | 0.00   |



(II)(b) Statement showing holding of Depository Receipts (DRs), where underlying shares held by "promoter/promoter group" are in excess of 1% of the total number of shares

| Sr. No.      | Name of the DR Holder | Type of outstanding DR (ADRs, GDRs, SDRs, etc.) | Number of shares underlying outstanding DRs | Shares underlying outstanding DRs as a percentage of total number of shares {i.e., Grand Total (A)+(B)+(C) indicated in Statement at para (I)(a) above} |
|--------------|-----------------------|---|---|---|
| 1            |                       |   |   | 0.00  |
| 2            |                       |   |   | 0.00  |
| 3            |                       |   |   | 0.00  |
| 4            |                       |   |   | 0.00  |
| 5            | NIL                   | NIL   | NIL   | NIL   |
| 6            |                       |   |   | 0.00  |
| 7            |                       |   |   | 0.00  |
| 8            |                       |   |   | 0.00  |
| 9            |                       |   |   | 0.00  |
|              |                       |   |   |   |
|              |                       |   |   |   |
| <b>TOTAL</b> |                       |   | <b>0</b>                                    | <b>0.00</b>   |

